



Bergslalom Straden/Markt 05.10.2024

Offizielles Endergebnis / Official final results

Veranstalter: Stella's Racing Team
 Rennleiter: Jimmy Kahr, Hermann Breg
 AMF: Werner Gamsjäger

Streckenlänge: 950
 Streckenrekord: Rene-Patrick Aichgruber
 00:36.186 2024
 Chef der Zeitnehmung: Daut Damarija, Delta timing
 Chef der Auswertung: Denis Dudak, Delta timing
 Startrichter:
 Technische Leitung: Günther Wolf
 Wetter: sonnig

Sprecher:
 Rennarzt: Dr. Ellen Tackner
 Streckensicherheits:

List/Liste:3-2


Page/Seite:1

Pos.	S.N.	Classification	Driver	Nat./St.	Competitor	FIA PF	Vehicle	1.run/lauf	Total	Diff.lead.	Speed
Poz.	S.N.	Klassifikation	Fahrer	Nat./Bdl.	Bewerber	FIA PF	Fahrzeug	2.run/lauf	Gesamt	Rückstand	Geschwind.
Historic											
+ 2.000 ccm											
1.	6	HIST HIST +2000	Harald Neuherz	AUT	Harald Neuherz		Audi S1	42.599 40.638 43.779	1:23.237		80,28 84,16 78,12
2.	8	HIST HIST +2000	Johannes Payer	AUT	Johannes Payer		BMW 325i E30	51.230 44.236 44.313	1:28.549	+5.312 +5.312	66,76 77,31 77,18
3.	7	HIST HIST +2000	Andreas Perhofer	AUT	Andreas Perhofer		Subaru Impreza	45.214 44.679 45.112	1:29.791	+6.554 +1.242	75,84 76,55 75,81
4.	5	HIST HIST +2000	Manfred Platzer Plambo	AUT	Manfred Platzer Plambo		Alfa Romeo GTV	47.711 47.367 47.916	1:35.078	+11.841 +5.287	71,68 72,20 71,37
- 1.600 ccm											
1.	18	HIST HIST -1600	Rene Unterweger	AUT	Rene Unterweger		NSU TT	46.961 44.941 44.964	1:29.905		72,83 76,10 76,06
- 2.000 ccm											
1.	12	HIST HIST -2000	Christian Gangl	AUT	Christian Gangl		VW Scirocco	55.251 52.986 53.252	1:46.238		61,90 64,55 64,22
Race											
+ 2.000 ccm											
1.	32	RACE RACE +2000	Perwein Herbert	AUT	Perwein Herbert		VW Käfer	37.884 39.959 38.061	1:15.945		90,28 85,59 89,86
2.	33	RACE RACE +2000	Stefan Promok	AUT	Stefan Promok		Mitsubishi Evo 8	38.553 39.584 37.730	1:16.283	+0.338 +0.338	88,71 86,40 90,64
3.	42	RACE RACE +2000	Peter Prohardt	AUT	Peter Prohardt		Mitsubishi WRC 05	38.863 39.017 40.870	1:17.880	+1.935 +1.597	88,00 87,65 83,68
4.	35	RACE RACE +2000	Manuel Forstenlechner	AUT	Manuel Forstenlechner		VW Golf G60	42.185 39.858 40.342	1:20.200	+4.255 +2.320	81,07 85,80 84,78
5.	150	RACE RACE +2000	Siegfried Pfeiffer	AUT	Siegfried Pfeiffer		Toyota	40.798 41.118 41.048	1:21.846	+5.901 +1.646	83,83 83,18 83,32
6.	29	RACE RACE +2000	Roman Loingel	AUT	Roman Loingel		Audi Quattro S1	40.240 41.752 Retired	1:21.992	+6.047 +0.146	84,99 81,91
7.	43	RACE RACE +2000	Kevin Reiß	AUT	Kevin Reiß		Ford Escort Turbo	41.951 41.482 41.285	1:22.767	+6.822 +0.775	81,52 82,45 82,84
8.	34	RACE RACE +2000	Stefan Karl	AUT	Stefan Karl		VW Golf GTI Milka	Retired 41.941 41.771	1:23.712	+7.767 +0.945	81,54 81,87
9.	28	RACE RACE +2000	Stella Ochabauer	AUT	Stella Ochabauer		VW Corrado Turbo	44.724 42.966 43.569	1:26.535	+10.590 +2.823	76,47 79,60 78,50
10.	40	RACE RACE +2000	Franz Pausch	AUT	Franz Pausch		R5 Maxi Turbo	47.294 44.132 43.240	1:27.372	+11.427 +0.837	72,31 77,49 79,09
11.	45	RACE RACE +2000	Mathias Haas	AUT	Mathias Haas		BMW 320 E21	45.179 44.531 44.882	1:29.413	+13.468 +2.041	75,70 76,80 76,20
12.	41	RACE RACE +2000	Karl Heinz Ing. Schauerperl	AUT	Karl Heinz Ing. Schauerperl		VW Käfer	46.646 46.063 46.278	1:32.341	+16.396 +2.928	73,32 74,25 73,90
13.	38	RACE RACE +2000	Kevin Huber-Gschanes	AUT	Kevin Huber-Gschanes		VW	47.230 46.993 46.421	1:33.414	+17.469 +1.073	72,41 72,78 73,67
14.	36	RACE RACE +2000	Daniel Seiler	AUT	Daniel Seiler		BMW E30	49.904 51.915 47.735	1:37.639	+21.694 +4.225	68,53 65,88 71,65

Date/Datum:5.10.2024.

Time/Zeit:17:23:16





Bergslalom Straden/Markt 05.10.2024

Offizielles Endergebnis / Official final results

List/Liste:3-2


Page/Seite:2

Pos. Poz.	S.N. S.N.	Classification Klassifikation	Driver Fahrer	Nat./St. Nat./Bdl.	Competitor Bewerber	FIA PF FIA PF	Vehicle Fahrzeug	1.run/lauf 2.run/lauf 3.run/lauf	Total Gesamt	Diff.lead. Rückstand	Speed Geschwind.
15.	31	RACE RACE +2000	Robert Bauer	AUT	Robert Bauer		VW Golf 2 1,8T	49.226 49.412 Not started	1:38.638	+22.693 +0.999	69.48 69.21
16.	37	RACE RACE +2000	Mirko Schoele	AUT	Mirko Schoele		Opel Astra 2,0 16V Turbo	50.847 49.605 49.712	1:39.317	+23.372 +0.679	67.26 68.94 68.80
- 1.400 ccm											
1.	80	RACE RACE -1400	Willi Oberauer	AUT	Willi Oberauer		Speed Car GT1000	38.738 36.706 36.342	1:13.048		88.29 93.17 94.11
2.	79	RACE RACE -1400	Matthias Kraus	AUT	Matthias Kraus		Suzuki Swift	46.871 42.740 43.027	1:25.767	+12.719 +12.719	72.97 80.02 79.48
3.	78	RACE RACE -1400	Erich Rossegger	AUT	Erich Rossegger		Suzuki Swift	43.959 43.266 47.190	1:27.225	+14.177 +1.458	77.80 79.05 72.47
- 1.600 ccm											
1.	70	RACE RACE -1600	Fabian Perwein	AUT	Fabian Perwein		VW Golf MK1 16V	39.137 45.085 39.216	1:18.353		87.39 75.86 87.21
2.	75	RACE RACE -1600	Martin Bauer	AUT	Martin Bauer		Citroen Saxo	40.290 39.579 39.887	1:19.466	+1.113 +1.113	84.88 86.41 85.74
3.	69	RACE RACE -1600	Rene Auner	AUT	Rene Auner		Citroen C2 GT	41.382 42.976 41.462	1:22.844	+4.491 +3.378	82.64 79.58 82.49
4.	74	RACE RACE -1600	Gabriel Posch	AUT	Gabriel Posch		Citroen Saxo	43.274 44.613 42.552	1:25.826	+7.473 +2.982	79.03 76.66 80.37
5.	71	RACE RACE -1600	Stefan Schmid	AUT	Stefan Schmid		Citroen	45.390 42.816 43.371	1:26.187	+7.834 +0.361	75.35 79.88 78.85
6.	77	RACE RACE -1600	Andreas Krammer	AUT	Andreas Krammer		Abarth 500 Assetto Corse	43.719 45.413 43.585	1:27.304	+8.951 +1.117	78.23 75.31 78.47
7.	72	RACE RACE -1600	Franz Kollmann	AUT	Franz Kollmann		Opel Adam	44.699 43.701 43.996	1:27.697	+9.344 +0.393	76.51 78.26 77.73
8.	73	RACE RACE -1600	Ronald Reiss	AUT	Ronald Reiss		VW Polo GTI	47.248 45.267 48.169	1:32.515	+14.162 +4.818	72.38 76.55 71.00
- 2.000 ccm											
1.	58	RACE RACE -2000	Gerhard Landl	AUT	Gerhard Landl		Skoda S2000	38.603 40.431 39.017	1:17.620		88.59 84.59 87.65
2.	61	RACE RACE -2000	Severin Gschiel	AUT	Severin Gschiel		VW Golf I 8V	39.038 41.181 38.926	1:17.964	+0.344 +0.344	87.61 83.05 87.86
3.	48	RACE RACE -2000	Patrick Mayer	AUT	Patrick Mayer		VW Golf I 16V	39.890 40.128 38.810	1:18.700	+1.080 +0.736	85.74 85.23 88.12
4.	62	RACE RACE -2000	Thomas Kroupa	AUT	Thomas Kroupa		VW Rallye Golf R	42.512 41.918 42.282	1:24.200	+6.580 +5.500	80.45 81.59 80.89
5.	47	RACE RACE -2000	Andreas Miletich	AUT	Andreas Miletich		Renault	45.538 41.458 43.854	1:25.312	+7.692 +1.112	75.10 82.49 77.99
6.	54	RACE RACE -2000	Markus Stingl	AUT	Markus Stingl		Renault 11 F2000	45.413 42.503 42.823	1:25.326	+7.706 +0.014	75.31 80.46 79.86
7.	56	RACE RACE -2000	Patrick Schutting	AUT	Patrick Schutting		Renault Clio Williams	43.049 42.960 43.663	1:26.009	+8.389 +0.683	79.44 79.61 78.33
8.	55	RACE RACE -2000	Andreas Pausch	AUT	Andreas Pausch		Renault 5 maxi s2000	44.464 44.553 44.104	1:28.568	+10.948 +2.559	76.92 76.76 77.54
9.	50	RACE RACE -2000	Markus Raith	AUT	Markus Raith		Honda	45.035 46.466 45.033	1:30.068	+12.448 +1.500	75.94 73.60 75.94
10.	49	RACE RACE -2000	Thomas Jammerneegg	AUT	Thomas Jammerneegg		Renault Megane 1	49.214 47.779 47.738	1:35.517	+17.897 +5.449	69.49 71.58 71.64
11.	51	RACE RACE -2000	Angelo Griesser	AUT	Angelo Griesser		Ford Escort RS2000	51.191 1:08.244 52.288	1:43.479	+25.859 +7.962	66.81 50.11 65.41
Sammelklasse											
1.	25	RACE RACE SK	Rene-Patrick Aichgruber	AUT	Rene-Patrick Aichgruber		TrackKing RC01b BMW	36.325 36.186 36.824	1:12.511		94.15 94.51 92.87

Date/Datum:5.10.2024.

Time/Zeit:17:23:16





Bergslalom Straden/Markt 05.10.2024

Offizielles Endergebnis / Official final results

List/Liste:3-2


Page/Seite:3

Pos. Poz.	S.N. S.N.	Classification Klassifikation	Driver Fahrer	Nat./St. Nat./Bdl.	Competitor Bewerber	FIA PF FIA PF	Vehicle Fahrzeug	1.run/lauf 2.run/lauf 3.run/lauf	Total Gesamt	Diff.lead. Rückstand	Speed Geschwind.
2.	24	RACE RACE SK	Patrick Trammer	AUT	Patrick Trammer		VW Golf 1 16V	42.499 42.574 42.816	1:25.073	+12.562 +12.562	80.47 80.33 79.88
SPORT											
SPORT											
+ 2.000 ccm											
1.	93	SPORT SPORT +2000	Reinhard Rettenbacher	AUT	Reinhard Rettenbacher		Mini GP	42.409 43.779 42.788	1:25.197		80.64 78.12 79.93
2.	94	SPORT SPORT +2000	Roland Siebenhandl	AUT	Roland Siebenhandl		Audi	43.300 43.286 43.158	1:26.444	+1.247 +1.247	78.98 79.01 79.24
3.	103	SPORT SPORT +2000	Edwin Schilberz	AUT	Edwin Schilberz		Renault Megane RS	44.709 45.463 45.097	1:29.806	+4.609 +3.362	76.49 75.23 75.84
4.	102	SPORT SPORT +2000	Johann Stachl	AUT	Johann Stachl		subaru Impreza WRX STI	45.546 44.758 45.584	1:30.304	+5.107 +0.498	75.09 76.41 75.03
5.	100	SPORT SPORT +2000	David Zottler	AUT	David Zottler		Subaru Impreza wrx sti	45.788 45.086 47.284	1:30.874	+5.677 +0.570	74.69 75.86 72.33
6.	97	SPORT SPORT +2000	Sebastian Sudy	AUT	Sebastian Sudy		VW Golf VI GTI	46.278 45.161 1:37.848	1:31.439	+6.242 +0.565	73.90 75.73 34.95
7.	96	SPORT SPORT +2000	Christian Lamprecht	AUT	Christian Lamprecht		Audi S6	48.684 47.574 49.517	1:36.258	+11.061 +4.819	70.25 71.89 69.07
8.	98	SPORT SPORT +2000	Pascal Promitzer	AUT	Pascal Promitzer		VW Corrado	48.619 48.860 48.322	1:36.941	+11.744 +0.683	70.34 70.00 70.78
9.	99	SPORT SPORT +2000	Monika Stachl	AUT	Monika Stachl		Subaru Impreza WRX STI	48.522 48.593 51.336	1:37.115	+11.918 +0.174	70.48 70.38 66.62
-	95	SPORT SPORT +2000	Philipp Quitt	AUT	Philipp Quitt		Audi S3 8L	Not started Not started 51.538			Retired Ausgefallen
-	92	SPORT SPORT +2000	Balazs Balogh	AUT	Balazs Balogh		Audi TT	51.756 Not started Not started			Retired Ausgefallen
- 1.400 ccm											
1.	130	SPORT SPORT -1400	Patrick Patz	AUT	Patrick Patz		CrossKart	41.384 41.316 41.097	1:22.413		82.64 82.78 83.22
2.	133	SPORT SPORT -1400	Christian Maller	AUT	Christian Maller		CrossKart	41.901 41.325 43.636	1:23.226	+0.813 +0.813	81.62 82.76 78.38
3.	132	SPORT SPORT -1400	Thomas Labi	AUT	Thomas Labi		CrossKart	45.875 45.448 46.886	1:31.323	+8.910 +8.097	74.55 75.25 72.94
- 1.600 ccm											
1.	125	SPORT SPORT -1600	Martin Gradwohl	AUT	Martin Gradwohl		Citroen Saxo VTS	44.210 44.294 44.574	1:28.504		77.36 77.21 76.73
2.	128	SPORT SPORT -1600	Justin Burghart	AUT	Justin Burghart		VW Polo GTI	47.352 44.887 44.842	1:29.729	+1.225 +1.225	72.23 76.19 76.27
3.	127	SPORT SPORT -1600	Susanne Windhofer	AUT	Susanne Windhofer		Mini	54.076 51.575 51.997	1:43.572	+15.068 +13.843	63.24 66.31 65.77
4.	126	SPORT SPORT -1600	Benjamin Doppelreiter	AUT	Benjamin Doppelreiter		Mitsubishi Lancer	55.417 54.351 53.243	1:47.594	+19.090 +4.022	61.71 62.92 64.23
- 2.000 ccm											
1.	120	SPORT SPORT -2000	Wolfgang Diezl	AUT	Wolfgang Diezl		Mini Cooper S R56	48.109 45.826 46.282	1:32.108		71.09 74.63 73.89
2.	119	SPORT SPORT -2000	Marco Ing. Techt	AUT	Marco Ing. Techt		VW Golf I GTI	49.526 48.513 49.587	1:38.039	+5.931 +5.931	69.05 70.50 68.97
Street											
Street											
+ 2.000 ccm											
1.	138	STREET STREET +2000	Michael Tautscher	AUT	Michael Tautscher		Mitsubishi	40.801 42.934 41.748	1:22.549		83.82 79.66 81.92
2.	154	STREET STREET +2000	Moldovan Traian	AUT	Moldovan Traian		Porsche Cayman	43.159 41.549 43.217	1:24.708	+2.159 +2.159	79.24 82.31 79.14
3.	160	STREET STREET +2000	Wolfgang Trummer	AUT	Wolfgang Trummer		BMW	44.691 42.996 Not started	1:27.687	+5.138 +2.979	76.53 79.54

Date/Datum:5.10.2024.

Time/Zeit:17:23:16





Bergslalom Straden/Markt 05.10.2024

Offizielles Endergebnis / Official final results

List/Liste:3-2

Page/Seite:4

Pos. Poz.	S.N. S.N.	Classification Klassifikation	Driver Fahrer	Nat./St. Nat./Bdl.	Competitor Bewerber	FIA PF FIA PF	Vehicle Fahrzeug	1.run/lauf 2.run/lauf 3.run/lauf	Total Gesamt	Diff.lead. Rückstand	Speed Geschwind.
4.	143	STREET STREET +2000	Martin Trummer	AUT	Martin Trummer		Audi TT	44.563 43.203 46.172	1:27.766	+5.217 +0.079	76.75 79.16 74.07
5.	156	STREET STREET +2000	Daniel Maß	AUT	Daniel Maß		Porsche Cayman	45.099 44.644 43.496	1:28.140	+5.591 +0.374	75.83 76.61 78.63
6.	162	STREET STREET +2000	Paul Moik	AUT	Paul Moik		Mitsubishi Evo 7	45.661 44.010 46.743	1:29.671	+7.122 +1.531	74.90 77.71 73.17
7.	139	STREET STREET +2000	Dietmar Hainzl	AUT	Thomas Hermann		Porsche Cayman	45.286 45.211 46.021	1:30.497	+7.948 +0.826	75.52 75.65 74.31
8.	141	STREET STREET +2000	Nico Winkler	AUT	Nico Winkler		Skoda Octavia VRS	47.241 45.868 46.456	1:32.324	+9.775 +1.827	72.39 74.56 73.62
9.	161	STREET STREET +2000	Sebastian Hadler	AUT	Sebastian Hadler		Volvo V70R	47.438 46.615 46.063	1:32.678	+10.129 +0.354	72.09 73.37 74.25
10.	142	STREET STREET +2000	Killian Huss	AUT	Killian Huss		Audi TT	46.837 46.652 46.525	1:33.177	+10.628 +0.499	73.02 73.31 73.51
11.	149	STREET STREET +2000	Gernot Ing. Schauerpl	AUT	Gernot Ing. Schauerpl		Audi A3	46.720 46.584 46.639	1:33.223	+10.674 +0.046	73.20 73.42 73.33
12.	151	STREET STREET +2000	Tamara Fritz	AUT	Tamara Fritz		VW Golf GTD	46.926 46.998 46.669	1:33.595	+11.046 +0.372	72.88 72.77 73.28
13.	158	STREET STREET +2000	Mario Eisner	AUT	Mario Eisner		BMW E46 coupe	47.766 46.821 47.301	1:34.122	+11.573 +0.527	71.60 73.04 72.30
14.	147	STREET STREET +2000	Erich Steinwandter	AUT	Erich Steinwandter		VW Corrado G60	48.300 47.515 48.072	1:35.587	+13.038 +1.465	70.81 71.98 71.14
15.	153	STREET STREET +2000	Marco Scala	AUT	Marco Scala		Honda Prelude	48.845 47.647 49.874	1:36.492	+13.943 +0.905	70.02 71.78 68.57
16.	157	STREET STREET +2000	Mario Reitbauer	AUT	Mario Reitbauer		Mitsubishi Lancer	48.421 48.992 48.313	1:36.734	+14.185 +0.242	70.63 69.81 70.79
17.	144	STREET STREET +2000	Abanoub Salib	AUT	Abanoub Salib		Audi	47.816 49.336 50.525	1:37.152	+14.603 +0.418	71.52 69.32 67.69
18.	152	STREET STREET +2000	Sebastian Konrad	AUT	Sebastian Konrad		VW Golf 4 V5	48.778 48.874 Not started	1:37.652	+15.103 +0.500	70.11 69.98
19.	163	STREET STREET +2000	Tamara Kummer	AUT	Tamara Kummer		Porsche	51.585 49.277 48.860	1:38.137	+15.588 +0.485	66.30 69.40 70.00
20.	135	STREET STREET +2000	Kerstin Heidemann	AUT	Kerstin Heidemann		VW Golf 7 Variant	51.222 49.190 48.986	1:38.176	+15.627 +0.039	66.77 69.53 69.82
21.	146	STREET STREET +2000	Stefan Baumegger	AUT	Stefan Baumegger		Audi A4 B5	50.216 51.565 49.609	1:39.825	+17.276 +1.649	68.11 66.32 68.94
22.	134	STREET STREET +2000	Pfritsch Maier	AUT	Pfritsch Maier		Mitsubishi Outlander	51.565 50.613 50.486	1:41.099	+18.550 +1.274	66.32 67.57 67.74
23.	145	STREET STREET +2000	Silvia Baumegger	AUT	Robert Baumegger		Audi A3	54.675 52.866 52.206	1:45.072	+22.523 +3.973	62.55 64.69 65.51
- 1.400 ccm											
1.	200	STREET STREET -1400	Nico Ortauf	AUT	Nico Ortauf		Renault Twingo	47.693 47.374 47.150	1:34.524		71.71 72.19 72.53
2.	196	STREET STREET -1400	Mario Zimmermann	AUT	Mario Zimmermann		Citroen Saxo	47.826 48.055 47.765	1:35.591	+1.067 +1.067	71.51 71.17 71.60
3.	199	STREET STREET -1400	Markus Richling	AUT	Markus Richling		Citroen Saxo VTS	48.516 48.685 48.557	1:37.073	+2.549 +1.482	70.49 70.25 70.43
4.	197	STREET STREET -1400	Rene Novak	AUT	Rene Novak		Opel	50.577 51.234 51.329	1:41.811	+7.287 +4.738	67.62 66.75 66.63
5.	195	STREET STREET -1400	Alois Magg	AUT	Alois Magg		Ford Puma	55.104 53.523 54.638	1:48.161	+13.637 +6.350	62.06 63.90 62.59
- 1.600 ccm											
1.	185	STREET STREET -1600	Jochen Perhofer	AUT	Jochen Perhofer		Suzuki Swift Sport RS 416	45.708 45.436 45.986	1:31.144		74.82 75.27 74.37
2.	184	STREET STREET -1600	Sabine Reinthaler	AUT	Sabine Reinthaler		Suzuki Swift Sport	51.405 51.117 51.409	1:42.522	+11.378 +11.378	66.53 66.91 66.53

Date/Datum:5.10.2024.

Time/Zeit:17:23:16





Bergslalom Straden/Markt 05.10.2024

Offizielles Endergebnis / Official final results

List/Liste:3-2

Page/Seite:5

Pos. Poz.	S.N. S.N.	Classification Klassifikation	Driver Fahrer	Nat./St. Nat./Bdl.	Competitor Bewerber	FIA PF FIA PF	Vehicle Fahrzeug	1.run/lauf 2.run/lauf 3.run/lauf	Total Gesamt	Diff.lead. Rückstand	Speed Geschwind.
3.	183	STREET STREET -1600	Stefan Hödl	AUT	Stefan Hödl		BMW 315 E21	57.335 57.410 57.387	1:54.722	+23.578 +12.200	59.65 59.57 59.60
- 2.000 ccm											
1.	168	STREET STREET -2000	Sherif Abdelraouf	AUT	Sherif Abdelraouf		Toyota MR2	46.936 45.045 45.526	1:30.571		72.87 75.92 75.12
2.	169	STREET STREET -2000	Wolfgang Luttenberger	AUT	Wolfgang Luttenberger		Renault Clio RS	48.887 44.962 45.823	1:30.785	+0.214 +0.214	72.94 76.06 74.64
3.	167	STREET STREET -2000	Elias Radoncic	AUT	Elias Radoncic		Opel Zafira A OPC	50.262 48.276 50.930	1:38.538	+7.967 +7.753	68.04 70.84 67.15

Clerk of the Course Jimmy Kahr, Hermann Breg	Cheef Timekeeper Daut DAMARIJA, Delta timing (HRV)	Chairman of the Stewards Werner Gamsjäger	Steward	Steward
--	--	---	---------	---------

Date/Datum:5.10.2024.

Time/Zeit:17:23:16

