




Planung - Erzeugung - Montage - Reparaturen



Bergslalom Straden/Markt 05.10.2024

Offizielles Endergebnis / Official final results RENNLAUF GESAMT / RACE CHART

Veranstalter: Stella's Racing Team
Rennleiter: Jimmy Kahr, Hermann Breg
AMF: Werner Gamsjäger

Streckenlänge: 950
Streckenrekord: Rene-Patrick Aichgruber
00:36.186 2024
Chef der Zeitnehmung: Daut Damarija, Delta timing
Chef der Auswertung: Denis Dudak, Delta timing
Startrichter:
Technische Leitung: Günther Wolf
Wetter: sonnig

Sprecher:
Rennarzt: Dr. Ellen Tackner
Streckensicherheits:

List/Liste:3-4

Page/Seite:1

Pos. Poz.	S.N. Classification Nat./St.	Driver/Fahrer Vehicle/Fahrzeug Competitor/Bewerber FIA PF/FIA PF	1.pract./Pos. 2.pract./Pos. 3.pract./Pos.	Speed	1.run/Pos. 2.run/Pos. 3.run/Pos.	Speed	Time Diff.lead. Diff.prev. Speed
1.	25 RACE RACE SK 1/1 AUT	Rene-Patrick Aichgruber TracKing RC01b BMW Rene-Patrick Aichgruber	40.963/2 36.885/1	83,49 92,72	36.325/1 36.186/1 36.824/2	94,15 94,51 92,87	1:12.511 94,33
2.	80 RACE RACE -1400 2/1 AUT	Willi Oberauer Speed Car GT1000 Willi Oberauer	39.387/1 37.259/2	86,83 91,79	38.738/5 36.706/2 36.342/1	88,29 93,17 94,11	1:13.048 +0.537 +0.537 93,64
3.	32 RACE RACE +2000 3/1 AUT	Perwein Herbert VW Käfer Perwein Herbert	41.973/4 39.535/3	81,48 86,51	37.884/2 39.959/7 38.061/4	90,28 85,59 89,86	1:15.945 +3.434 +2.897 90,07
4.	33 RACE RACE +2000 4/2 AUT	Stefan Promok Mitsubishi Evo 8 Stefan Promok	43.296/10 39.764/4	78,99 86,01	38.553/3 39.584/5 37.730/3	88,71 86,40 90,64	1:16.283 +3.772 +0.338 89,67
5.	58 RACE RACE -2000 5/1 AUT	Gerhard Landl Skoda S2000 Gerhard Landl	41.190/3 39.896/5	83,03 85,72	38.603/4 40.431/9 39.017/7	88,59 84,59 87,65	1:17.620 +5.109 +1.337 88,12
6.	42 RACE RACE +2000 6/3 AUT	Peter Prohardt Mitsubishi WRC 05 Peter Prohardt	42.651/6 40.602/8	80,19 84,23	38.863/6 39.017/3 40.870/11	88,00 87,65 83,68	1:17.880 +5.369 +0.260 87,83
7.	61 RACE RACE -2000 7/2 AUT	Severin Gschiel VW Golf I 8V Severin Gschiel	42.677/7 40.467/7	80,14 84,51	39.038/7 41.181/12 38.926/6	87,61 83,05 87,86	1:17.964 +5.453 +0.084 87,73
8.	70 RACE RACE -1600 8/1 AUT	Fabian Perwein VW Golf MK1 16V Fabian Perwein	43.852/11 41.408/10	77,99 82,59	39.137/8 45.085/49 39.216/8	87,39 75,86 87,21	1:18.353 +5.842 +0.389 87,30
9.	48 RACE RACE -2000 9/3 AUT	Patrick Mayer VW Golf I 16V Patrick Mayer	42.318/5 40.173/6	80,82 85,13	39.890/9 40.128/8 38.810/5	85,74 85,23 88,12	1:18.700 +6.189 +0.347 86,91
10.	75 RACE RACE -1600 10/2 AUT	Martin Bauer Citroen Saxo Martin Bauer	46.756/28 42.533/17	73,15 80,41	40.290/11 39.579/4 39.887/9	84,88 86,41 85,74	1:19.466 +6.955 +0.766 86,07
11.	35 RACE RACE +2000 11/4 AUT	Manuel Forstenlechner VW Golf G60 Manuel Forstenlechner	45.199/17 41.788/12	75,67 81,84	42.185/18 39.858/6 40.342/10	81,07 85,80 84,78	1:20.200 +7.689 +0.734 85,29

Date/Datum:5.10.2024.

Time/Zeit:17:24:05





Bergslalom Straden/Markt 05.10.2024

Offizielles Endergebnis / Official final results RENNSLAUF GESAMT / RACE CHART

List/Liste:3-4


Page/Seite:2

Pos. Poz.	S.N. Classification Nat./St.	Driver/Fahrer Vehicle/Fahrzeug Competitor/Bewerber FIA PF/FIA PF	1.pract./Pos. 2.pract./Pos. 3.pract./Pos.	Speed	1.run/Pos. 2.run/Pos. 3.run/Pos.	Speed	Time Diff.lead. Diff.prev. Speed
12.	150 RACE RACE +2000 12/5 AUT	Siegfried Pfeiffer Toyota Siegfried Pfeiffer	46.143/21 43.701/29	74,12 78,26	40.798/12 41.118/11 41.048/12	83,83 83,18 83,32	1:21.846 +9.335 +1.646 83,57
13.	29 RACE RACE +2000 13/6 AUT	Roman Loingel Audi Quattro S1 Roman Loingel	45.312/19 41.432/11	75,48 82,54	40.240/10 41.752/18 Retired/Ausgefallen	84,99 81,91	1:21.992 +9.481 +0.146 83,42
14.	130 SPORT SPORT -1400 1/1 AUT	Patrick Patz CrossKart Patrick Patz	48.704/44 43.271/24	70,22 79,04	41.384/15 41.316/13 41.097/13	82,64 82,78 83,22	1:22.413 +9.902 +0.421 83,00
15.	138 STREET STREET +2000 1/1 AUT	Michael Tautscher Mitsubishi Michael Tautscher	44.449/13 41.846/13	76,94 81,73	40.801/13 42.934/25 41.748/16	83,82 79,66 81,92	1:22.549 +10.038 +0.136 82,86
16.	43 RACE RACE +2000 14/7 AUT	Kevin Reiß Ford Escort Turbo Kevin Reiß	47.952/36 43.059/21	71,32 79,43	41.951/17 41.482/16 41.285/14	81,52 82,45 82,84	1:22.767 +10.256 +0.218 82,64
17.	69 RACE RACE -1600 15/3 AUT	Rene Auner Citroen C2 GT Rene Auner	43.913/12 42.419/15	77,88 80,62	41.382/14 42.976/28 41.462/15	82,64 79,58 82,49	1:22.844 +10.333 +0.077 82,56
18.	133 SPORT SPORT -1400 2/2 AUT	Christian Maller CrossKart Christian Maller	48.649/43 43.841/31	70,30 78,01	41.901/16 41.325/14 43.636/31	81,62 82,76 78,38	1:23.226 +10.715 +0.382 82,19
19.	6 HIST HIST +2000 1/1 AUT	Harald Neuherz Audi S1 Harald Neuherz	42.713/8 42.485/16	80,07 80,50	42.599/22 40.638/10 43.779/33	80,28 84,16 78,12	1:23.237 +10.726 +0.011 82,17
20.	34 RACE RACE +2000 16/8 AUT	Stefan Karl VW Golf GTI Milka Stefan Karl	46.443/24 43.216/23	73,64 79,14	Retired/Ausgefallen 41.941/20 41.771/17	81,54 81,87	1:23.712 +11.201 +0.475 81,71
21.	62 RACE RACE -2000 17/4 AUT	Thomas Kroupa VW Rallye Golf R Thomas Kroupa	45.788/20 44.082/32	74,69 77,58	42.512/21 41.918/19 42.282/18	80,45 81,59 80,89	1:24.200 +11.689 +0.488 81,24
22.	154 STREET STREET +2000 2/2 AUT	Moldovan Traian Porsche Cayman Moldovan Traian	47.402/34 43.186/22	72,15 79,19	43.159/24 41.549/17 43.217/25	79,24 82,31 79,14	1:24.708 +12.197 +0.508 80,75
23.	24 RACE RACE SK 18/2 AUT	Patrick Trammer VW Golf 1 16V Patrick Trammer	44.625/14 42.893/18	76,64 79,73	42.499/20 42.574/22 42.816/21	80,47 80,33 79,88	1:25.073 +12.562 +0.365 80,40
24.	93 SPORT SPORT +2000 3/1 AUT	Reinhard Rettenbacher Mini GP Reinhard Rettenbacher	47.842/35 42.371/14	71,49 80,72	42.409/19 43.779/34 42.788/20	80,64 78,12 79,93	1:25.197 +12.686 +0.124 80,28

Date/Datum:5.10.2024.

Time/Zeit:17:24:05





Bergslalom Straden/Markt 05.10.2024

Offizielles Endergebnis / Official final results RENNSLAUF GESAMT / RACE CHART

List/Liste:3-4


Page/Seite:3

Pos. Poz.	S.N. Classification Nat./St.	Driver/Fahrer Vehicle/Fahrzeug Competitor/Bewerber FIA PF/FIA PF	1.pract./Pos. 2.pract./Pos. 3.pract./Pos.	Speed	1.run/Pos. 2.run/Pos. 3.run/Pos.	Speed	Time Diff.lead. Diff.prev. Speed
25.	47 RACE RACE -2000 19/5 AUT	Andreas Miletich Renault Andreas Miletich	43.265/9 41.098/9	79,05 83,22	45.538/43 41.458/15 43.854/34	75,10 82,49 77,99	1:25.312 +12.801 +0.115 80,18
26.	54 RACE RACE -2000 20/6 AUT	Markus Stingl Renault 11 F2000 Markus Stingl	44.899/15 43.595/27	76,17 78,45	45.413/42 42.503/21 42.823/22	75,31 80,46 79,86	1:25.326 +12.815 +0.014 80,16
27.	79 RACE RACE -1400 21/2 AUT	Matthias Kraus Suzuki Swift Matthias Kraus	47.032/31 42.993/20	72,72 79,55	46.871/53 42.740/23 43.027/23	72,97 80,02 79,48	1:25.767 +13.256 +0.441 79,75
28.	74 RACE RACE -1600 22/4 AUT	Gabriel Posch Citroen Saxo Gabriel Posch	47.294/33 44.721/38	72,31 76,47	43.274/25 44.613/41 42.552/19	79,03 76,66 80,37	1:25.826 +13.315 +0.059 79,70
29.	56 RACE RACE -2000 23/7 AUT	Patrick Schutting Renault Clio Williams Patrick Schutting	48.982/48 45.023/39	69,82 75,96	43.049/23 42.960/26 43.663/32	79,44 79,61 78,33	1:26.009 +13.498 +0.183 79,53
30.	71 RACE RACE -1600 24/5 AUT	Stefan Schmid Citroen Stefan Schmid	46.837/30 44.306/33	73,02 77,19	45.390/41 42.816/24 43.371/27	75,35 79,88 78,85	1:26.187 +13.676 +0.178 79,36
31.	94 SPORT SPORT +2000 4/2 AUT	Roland Siebenhandl Audi Roland Siebenhandl	48.005/37 44.632/37	71,24 76,63	43.300/26 43.286/32 43.158/24	78,98 79,01 79,24	1:26.444 +13.933 +0.257 79,13
32.	28 RACE RACE +2000 25/9 AUT	Stella Ochabauer VW Corrado Turbo Stella Ochabauer	Retired/Ausgefallen 43.765/30	78,14	44.724/35 42.966/27 43.569/29	76,47 79,60 78,50	1:26.535 +14.024 +0.091 79,04
33.	78 RACE RACE -1400 26/3 AUT	Erich Rossegger Suzuki Swift Erich Rossegger	46.407/23 46.082/47	73,70 74,22	43.959/28 43.266/31 47.190/62	77,80 79,05 72,47	1:27.225 +14.714 +0.690 78,42
34.	77 RACE RACE -1600 27/6 AUT	Andreas Krammer Abarth 500 Assetto Corse Andreas Krammer	53.481/75 47.354/53	63,95 72,22	43.719/27 45.413/54 43.585/30	78,23 75,31 78,47	1:27.304 +14.793 +0.079 78,35
35.	40 RACE RACE +2000 28/10 AUT	Franz Pausch R5 Maxi Turbo Franz Pausch	46.836/29 44.355/34	73,02 77,11	47.294/61 44.132/36 43.240/26	72,31 77,49 79,09	1:27.372 +14.861 +0.068 78,29
36.	160 STREET STREET +2000 3/3 AUT	Wolfgang Trummer BMW Wolfgang Trummer	46.564/25 44.444/35	73,45 76,95	44.691/32 42.996/29	76,53 79,54	1:27.687 +15.176 +0.315 78,00
37.	72 RACE RACE -1600 29/7 AUT	Franz Kollmann Opel Adam Franz Kollmann	46.605/26 45.473/42	73,38 75,21	44.699/33 43.701/33 43.996/35	76,51 78,26 77,73	1:27.697 +15.186 +0.010 78,00

Date/Datum:5.10.2024.

Time/Zeit:17:24:05





Bergslalom Straden/Markt 05.10.2024

Offizielles Endergebnis / Official final results RENNSLAUF GESAMT / RACE CHART

List/Liste:3-4


Page/Seite:4

Pos. Poz.	S.N. Classification Nat./St.	Driver/Fahrer Vehicle/Fahrzeug Competitor/Bewerber FIA PF/FIA PF	1.pract./Pos. 2.pract./Pos. 3.pract./Pos.	Speed	1.run/Pos. 2.run/Pos. 3.run/Pos.	Speed	Time Diff.lead. Diff.prev. Speed
38.	143 STREET STREET +2000 4/4 AUT	Martin Trummer Audi TT Martin Trummer	44.974/16 42.913/19	76,04 79,70	44.563/31 43.203/30 46.172/51	76,75 79,16 74,07	1:27.766 +15.255 +0.069 77,93
39.	156 STREET STREET +2000 5/5 AUT	Daniel Maß Porsche Cayman Daniel Maß	46.174/22 43.500/25	74,07 78,62	45.099/37 44.644/42 43.496/28	75,83 76,61 78,63	1:28.140 +15.629 +0.374 77,60
40.	125 SPORT SPORT -1600 5/1 AUT	Martin Gradwohl Citroen Saxo VTS Martin Gradwohl	47.208/32 46.195/48	72,45 74,03	44.210/29 44.294/38 44.574/38	77,36 77,21 76,73	1:28.504 +15.993 +0.364 77,28
41.	8 HIST HIST +2000 2/2 AUT	Johannes Payer BMW 325i E30 Johannes Payer	50.129/54 45.131/41	68,22 75,78	51.230/88 44.236/37 44.313/37	66,76 77,31 77,18	1:28.549 +16.038 +0.045 77,25
42.	55 RACE RACE -2000 30/8 AUT	Andreas Pausch Renault 5 maxi s2000 Andreas Pausch	48.788/46 43.615/28	70,10 78,41	44.464/30 44.553/40 44.104/36	76,92 76,76 77,54	1:28.568 +16.057 +0.019 77,23
43.	45 RACE RACE +2000 31/11 AUT	Mathias Haas BMW 320 E21 Mathias Haas	48.242/39 46.931/51	70,89 72,87	45.179/38 44.531/39 44.882/40	75,70 76,80 76,20	1:29.413 +16.902 +0.845 76,50
44.	162 STREET STREET +2000 6/6 AUT	Paul Moik Mitsubishi Evo 7 Paul Moik	48.614/42 44.525/36	70,35 76,81	45.661/45 44.010/35 46.743/59	74,90 77,71 73,17	1:29.671 +17.160 +0.258 76,28
45.	128 SPORT SPORT -1600 6/2 AUT	Justin Burghart VW Polo GTI Justin Burghart	52.364/67 46.070/46	65,31 74,23	47.352/62 44.887/45 44.842/39	72,23 76,19 76,27	1:29.729 +17.218 +0.058 76,23
46.	7 HIST HIST +2000 3/3 AUT	Andreas Perhofer Subaru Impreza Andreas Perhofer	46.672/27 45.091/40	73,28 75,85	45.214/39 44.679/43 45.112/44	75,64 76,55 75,81	1:29.791 +17.280 +0.062 76,18
47.	103 SPORT SPORT +2000 7/3 AUT	Edwin Schilberz Renault Megane RS Edwin Schilberz	48.710/45 45.591/43	70,21 75,01	44.709/34 45.463/57 45.097/43	76,49 75,23 75,84	1:29.806 +17.295 +0.015 76,16
48.	18 HIST HIST -1600 4/1 AUT	Rene Unterweger NSU TT Rene Unterweger	48.023/38 Retired/Ausgefallen	71,22	46.961/57 44.941/46 44.964/41	72,83 76,10 76,06	1:29.905 +17.394 +0.099 76,08
49.	50 RACE RACE -2000 32/9 AUT	Markus Raith Honda Markus Raith	49.856/51 45.704/44	68,60 74,83	45.035/36 46.466/61 45.033/42	75,94 73,60 75,94	1:30.068 +17.557 +0.163 75,94
50.	102 SPORT SPORT +2000 8/4 AUT	Johann Stachl subaru Impreza WRX STI Johann Stachl	49.445/49 49.164/70	69,17 69,56	45.546/44 44.758/44 45.584/46	75,09 76,41 75,03	1:30.304 +17.793 +0.236 75,74

Date/Datum:5.10.2024.

Time/Zeit:17:24:05





Bergslalom Straden/Markt 05.10.2024

Offizielles Endergebnis / Official final results RENNLAUF GESAMT / RACE CHART

List/Liste:3-4


Page/Seite:5

Pos. Poz.	S.N. Classification Nat./St.	Driver/Fahrer Vehicle/Fahrzeug Competitor/Bewerber FIA PF/FIA PF	1.pract./Pos. 2.pract./Pos. 3.pract./Pos.	Speed	1.run/Pos. 2.run/Pos. 3.run/Pos.	Speed	Time Diff.lead. Diff.prev. Speed
51.	139 STREET STREET +2000 7/7 AUT	Dietmar Hainzl Porsche Cayman Thomas Hermann	50.783/60 47.529/54	67,35 71,96	45.286/40 45.211/52 46.021/49	75,52 75,65 74,31	1:30.497 +17.986 +0.193 75,58
52.	168 STREET STREET -2000 8/1 AUT	Sherif Abdelraouf Toyota MR2 Sherif Abdelraouf	54.012/76 48.785/65	63,32 70,10	46.936/56 45.045/48 45.526/45	72,87 75,92 75,12	1:30.571 +18.060 +0.074 75,52
53.	169 STREET STREET -2000 9/2 AUT	Wolfgang Luttenberger Renault Clio RS Wolfgang Luttenberger	48.346/40 45.837/45	70,74 74,61	46.887/54 44.962/47 45.823/47	72,94 76,06 74,64	1:30.785 +18.274 +0.214 75,34
54.	100 SPORT SPORT +2000 9/5 AUT	David Zottler Subaru Impreza wrx sti David Zottler	51.212/62 48.323/60	66,78 70,77	45.788/47 45.086/50 47.284/63	74,69 75,86 72,33	1:30.874 +18.363 +0.089 75,27
55.	185 STREET STREET -1600 10/1 AUT	Jochen Perhofer Suzuki Swift Sport RS 416 Jochen Perhofer	48.809/47 46.820/50	70,07 73,05	45.708/46 45.436/55 45.986/48	74,82 75,27 74,37	1:31.144 +18.633 +0.270 75,05
56.	132 SPORT SPORT -1400 10/3 AUT	Thomas Labi CrossKart Thomas Labi	56.013/83 48.772/64	61,06 70,12	45.875/48 45.448/56 46.886/60	74,55 75,25 72,94	1:31.323 +18.812 +0.179 74,90
57.	97 SPORT SPORT +2000 11/6 AUT	Sebastian Sudy VW Golf VI GTI Sebastian Sudy	50.016/52 48.015/59	68,38 71,23	46.278/49 45.161/51 1:37.848/95	73,90 75,73 34,95	1:31.439 +18.928 +0.116 74,80
58.	120 SPORT SPORT -2000 12/1 AUT	Wolfgang Diezl Mini Cooper S R56 Wolfgang Diezl	52.468/69 49.808/73	65,18 68,66	48.109/69 45.826/58 46.282/53	71,09 74,63 73,89	1:32.108 +19.597 +0.669 74,26
59.	141 STREET STREET +2000 11/8 AUT	Nico Winkler Skoda Octavia VRS Nico Winkler	56.949/86 49.992/74	60,05 68,41	47.241/59 45.868/59 46.456/55	72,39 74,56 73,62	1:32.324 +19.813 +0.216 74,09
60.	41 RACE RACE +2000 33/12 AUT	Karl Heinz Ing. Schauerperl VW Käfer Karl Heinz Ing. Schauerperl	50.521/57 47.764/56	67,69 71,60	46.646/50 46.063/60 46.278/52	73,32 74,25 73,90	1:32.341 +19.830 +0.017 74,07
61.	73 RACE RACE -1600 34/8 AUT	Ronald Reiss VW Polo GTI Ronald Reiss	45.257/18 43.538/26	75,57 78,55	47.248/60 45.267/53 48.169/70	72,38 75,55 71,00	1:32.515 +20.004 +0.174 73,93
62.	161 STREET STREET +2000 12/9 AUT	Sebastian Hadler Volvo V70R Sebastian Hadler	52.262/66 48.990/67	65,44 69,81	47.438/63 46.615/63 46.063/50	72,09 73,37 74,25	1:32.678 +20.167 +0.163 73,80
63.	142 STREET STREET +2000 13/10 AUT	Killian Huss Audi TT Killian Huss	52.413/68 47.862/57	65,25 71,46	46.837/52 46.652/64 46.525/56	73,02 73,31 73,51	1:33.177 +20.666 +0.499 73,41

Date/Datum:5.10.2024.

Time/Zeit:17:24:05





Bergslalom Straden/Markt 05.10.2024

Offizielles Endergebnis / Official final results RENNSLAUF GESAMT / RACE CHART

List/Liste:3-4

Page/Seite:6

Pos. Poz.	S.N. Classification Nat./St.	Driver/Fahrer Vehicle/Fahrzeug Competitor/Bewerber FIA PF/FIA PF	1.pract./Pos. 2.pract./Pos. 3.pract./Pos.	Speed	1.run/Pos. 2.run/Pos. 3.run/Pos.	Speed	Time Diff.lead. Diff.prev. Speed
64.	149 STREET STREET +2000 14/11 AUT	Gernot Ing. Schauerl Audi A3 Gernot Ing. Schauerl	50.522/58 47.887/58	67,69 71,42	46.720/51 46.584/62 46.639/57	73,20 73,42 73,33	1:33.223 +20.712 +0.046 73,37
65.	38 RACE RACE +2000 35/13 AUT	Kevin Huber-Gschanes VW Kevin Huber-Gschanes	51.214/63 47.040/52	66,78 72,70	47.230/58 46.993/66 46.421/54	72,41 72,78 73,67	1:33.414 +20.903 +0.191 73,22
66.	151 STREET STREET +2000 15/12 AUT	Tamara Fritz VW Golf GTD Tamara Fritz	49.675/50 48.453/61	68,85 70,58	46.926/55 46.998/67 46.669/58	72,88 72,77 73,28	1:33.595 +21.084 +0.181 73,08
67.	158 STREET STREET +2000 16/13 AUT	Mario Eisner BMW E46 coupe Mario Eisner	57.521/87 48.593/62	59,46 70,38	47.766/66 46.821/65 47.301/64	71,60 73,04 72,30	1:34.122 +21.611 +0.527 72,67
68.	200 STREET STREET -1400 17/1 AUT	Nico Ortauf Renault Twingo Nico Ortauf	50.114/53 47.716/55	68,24 71,67	47.693/64 47.374/69 47.150/61	71,71 72,19 72,53	1:34.524 +22.013 +0.402 72,36
69.	5 HIST HIST +2000 5/4 AUT	Manfred Platzer Plambo Alfa Romeo GTV Manfred Platzer Plambo	50.657/59 49.156/69	67,51 69,57	47.711/65 47.367/68 47.916/68	71,68 72,20 71,37	1:35.078 +22.567 +0.554 71,94
70.	49 RACE RACE -2000 36/10 AUT	Thomas Jammerneegg Renault Megane 1 Thomas Jammerneegg	54.395/77 49.553/72	62,87 69,02	49.214/78 47.779/73 47.738/66	69,49 71,58 71,64	1:35.517 +23.006 +0.439 71,61
71.	147 STREET STREET +2000 18/14 AUT	Erich Steinwandter VW Corrado G60 Erich Steinwandter	53.345/73 50.740/80	64,11 67,40	48.300/70 47.515/70 48.072/69	70,81 71,98 71,14	1:35.587 +23.076 +0.070 71,56
72.	196 STREET STREET -1400 19/2 AUT	Mario Zimmermann Citroen Saxo Mario Zimmermann	50.138/55 48.670/63	68,21 70,27	47.826/68 48.055/74 47.765/67	71,51 71,17 71,60	1:35.591 +23.080 +0.004 71,55
73.	96 SPORT SPORT +2000 13/7 AUT	Christian Lamprecht Audi S6 Christian Lamprecht	51.718/65 57.507/98	66,13 59,47	48.684/75 47.574/71 49.517/76	70,25 71,89 69,07	1:36.258 +23.747 +0.667 71,06
74.	153 STREET STREET +2000 20/15 AUT	Marco Scala Honda Prelude Marco Scala	53.298/72 50.659/77	64,17 67,51	48.845/77 47.647/72 49.874/80	70,02 71,78 68,57	1:36.492 +23.981 +0.234 70,89
75.	157 STREET STREET +2000 21/16 AUT	Mario Reitbauer Mitsubishi Lancer Mario Reitbauer	55.084/80 50.694/78	62,09 67,46	48.421/71 48.992/81 48.313/71	70,63 69,81 70,79	1:36.734 +24.223 +0.242 70,71
76.	98 SPORT SPORT +2000 14/8 AUT	Pascal Promitzer VW Corrado Pascal Promitzer	59.918/90 Retired/Ausgefallen	57,08	48.619/74 48.860/79 48.322/72	70,34 70,00 70,78	1:36.941 +24.430 +0.207 70,56

Date/Datum:5.10.2024.

Time/Zeit:17:24:05





Bergslalom Straden/Markt 05.10.2024

Offizielles Endergebnis / Official final results RENNLAUF GESAMT / RACE CHART

List/Liste:3-4

Page/Seite:7

Pos. Poz.	S.N. Classification Nat./St.	Driver/Fahrer Vehicle/Fahrzeug Competitor/Bewerber FIA PF/FIA PF	1.pract./Pos. 2.pract./Pos. 3.pract./Pos.	Speed	1.run/Pos. 2.run/Pos. 3.run/Pos.	Speed	Time Diff.lead. Diff.prev. Speed
77.	199 STREET STREET -1400 22/3 AUT	Markus Richling Citroen Saxo VTS Markus Richling	53.165/71 51.276/83	64,33 66,70	48.516/72 48.685/78 48.557/73	70,49 70,25 70,43	1:37.073 +24.562 +0.132 70,46
78.	99 SPORT SPORT +2000 15/9 AUT	Monika Stachl Subaru Impreza WRX STI Monika Stachl	53.413/74 50.107/75	64,03 68,25	48.522/73 48.593/77 51.336/85	70,48 70,38 66,62	1:37.115 +24.604 +0.042 70,43
79.	144 STREET STREET +2000 23/17 AUT	Abanoub Salib Audi Abanoub Salib	51.521/64 49.013/68	66,38 69,78	47.816/67 49.336/84 50.525/82	71,52 69,32 67,69	1:37.152 +24.641 +0.037 70,41
80.	36 RACE RACE +2000 37/14 AUT	Daniel Seiler BMW E30 Daniel Seiler	7:11.564/96 50.737/79	7,92 67,41	49.904/81 51.915/92 47.735/65	68,53 65,88 71,65	1:37.639 +25.128 +0.487 70,05
81.	152 STREET STREET +2000 24/18 AUT	Sebastian Konrad VW Golf 4 V5 Sebastian Konrad	54.988/79 51.263/82	62,20 66,71	48.778/76 48.874/80	70,11 69,98	1:37.652 +25.141 +0.013 70,04
82.	119 SPORT SPORT -2000 16/2 AUT	Marco Ing. Techt VW Golf 1 GTI Marco Ing. Techt	53.039/70 50.871/81	64,48 67,23	49.526/80 48.513/76 49.587/77	69,05 70,50 68,97	1:38.039 +25.528 +0.387 69,77
83.	163 STREET STREET +2000 25/19 AUT	Tamara Kummer Porsche Tamara Kummer	Not started/Nicht gestartet 53.245/89	64,23	51.585/91 49.277/83 48.860/74	66,30 69,40 70,00	1:38.137 +25.626 +0.098 69,70
84.	135 STREET STREET +2000 26/20 AUT	Kerstin Heidemann VW Golf 7 Variant Kerstin Heidemann	50.993/61 49.542/71	67,07 69,03	51.222/87 49.190/82 48.986/75	66,77 69,53 69,82	1:38.176 +25.665 +0.039 69,67
85.	167 STREET STREET -2000 27/3 AUT	Elias Radoncic Opel Zafira A OPC Elias Radoncic	Not started/Nicht gestartet 52.964/88	64,57	50.262/83 48.276/75 50.930/83	68,04 70,84 67,15	1:38.538 +26.027 +0.362 69,41
86.	31 RACE RACE +2000 38/15 AUT	Robert Bauer VW Golf 2 1,8T Robert Bauer	55.170/81 51.343/84	61,99 66,61	49.226/79 49.412/85	69,48 69,21	1:38.638 +26.127 +0.100 69,34
87.	37 RACE RACE +2000 39/16 AUT	Mirko Schoele Opel Astra 2,0 16V Turbo Mirko Schoele	Not started/Nicht gestartet 51.459/85	66,46	50.847/85 49.605/86 49.712/79	67,26 68,94 68,80	1:39.317 +26.806 +0.679 68,87
88.	146 STREET STREET +2000 28/21 AUT	Stefan Baumegger Audi A4 B5 Stefan Baumegger	56.660/85 51.540/86	60,36 66,36	50.216/82 51.565/90 49.609/78	68,11 66,32 68,94	1:39.825 +27.314 +0.508 68,52
89.	134 STREET STREET +2000 29/22 AUT	Pfitsch Maier Mitsubishi Outlander Pfitsch Maier	59.709/89 55.905/93	57,28 61,18	51.565/90 50.613/87 50.486/81	66,32 67,57 67,74	1:41.099 +28.588 +1.274 67,66

Date/Datum:5.10.2024.

Time/Zeit:17:24:05





Bergslalom Straden/Markt 05.10.2024

Offizielles Endergebnis / Official final results RENNSLAUF GESAMT / RACE CHART

List/Liste:3-4

Page/Seite:8

Pos. Poz.	S.N. Classification Nat./St.	Driver/Fahrer Vehicle/Fahrzeug Competitor/Bewerber FIA PF/FIA PF	1.pract./Pos. 2.pract./Pos. 3.pract./Pos.	Speed	1.run/Pos. 2.run/Pos. 3.run/Pos.	Speed	Time Diff.lead. Diff.prev. Speed
90.	197 STREET STREET -1400 30/4 AUT	Rene Novak Opel Rene Novak	56.316/84 51.992/87	60,73 65,78	50.577/84 51.234/89 51.329/84	67,62 66,75 66,63	1:41.811 +29.300 +0.712 67,18
91.	184 STREET STREET -1600 31/2 AUT	Sabine Reinthaler Suzuki Swift Sport Sabine Reinthaler	1:01.218/92 54.738/91	55,87 62,48	51.405/89 51.117/88 51.409/86	66,53 66,91 66,53	1:42.522 +30.011 +0.711 66,72
92.	51 RACE RACE -2000 40/11 AUT	Angelo Griesser Ford Escort RS2000 Angelo Griesser	55.504/82 50.510/76	61,62 67,71	51.191/86 1:08.244/98 52.288/90	66,81 50,11 65,41	1:43.479 +30.968 +0.957 66,10
93.	127 SPORT SPORT -1600 17/3 AUT	Susanne Windhofer Mini Susanne Windhofer	59.151/88 57.189/95	57,82 59,80	54.076/93 51.575/91 51.997/88	63,24 66,31 65,77	1:43.572 +31.061 +0.093 66,04
94.	145 STREET STREET +2000 32/23 AUT	Silvia Baumegger Audi A3 Robert Baumegger	59.986/91 57.506/97	57,01 59,47	54.675/94 52.866/93 52.206/89	62,55 64,69 65,51	1:45.072 +32.561 +1.500 65,10
95.	12 HIST HIST -2000 6/1 AUT	Christian Gangl VW Scirocco Christian Gangl	54.949/78 54.009/90	62,24 63,32	55.251/96 52.986/94 53.252/92	61,90 64,55 64,22	1:46.238 +33.727 +1.166 64,38
96.	126 SPORT SPORT -1600 18/4 AUT	Benjamin Doppelreiter Mitsubishi Lancer Benjamin Doppelreiter	1:02.890/94 55.665/92	54,38 61,44	55.417/97 54.351/96 53.243/91	61,71 62,92 64,23	1:47.594 +35.083 +1.356 63,57
97.	195 STREET STREET -1400 33/5 AUT	Alois Magg Ford Puma Alois Magg	1:04.433/95 57.039/94	53,08 59,96	55.104/95 53.523/95 54.638/93	62,06 63,90 62,59	1:48.161 +35.650 +0.567 63,24
98.	183 STREET STREET -1600 34/3 AUT	Stefan Hödl BMW 315 E21 Stefan Hödl	1:01.622/93 57.290/96	55,50 59,70	57.335/98 57.410/97 57.387/94	59,65 59,57 59,60	1:54.722 +42.211 +6.561 59,62
-	95 SPORT SPORT +2000 -/- AUT	Philipp Quitt Audi S3 8L Philipp Quitt	50.486/56 48.795/66	67,74 70,09	Not started/Nicht gestartet Not started/Nicht gestartet 51.538/87	66,36	Retired Ausgefallen
-	92 SPORT SPORT +2000 -/- AUT	Balazs Balogh Audi TT Balazs Balogh	48.478/41 46.801/49	70,55 73,08	51.756/92 Not started/Nicht gestartet Not started/Nicht gestartet	66,08	Retired Ausgefallen

Clerk of the Course Jimmy Kahr, Hermann Breg	Timekeeper Daut DAMARIJA, Delta timing (HRV)	Chairman of the Stewards Werner Gamsjäger	Steward	Steward
--------------------------------------------------------	--------------------------------------------------------	-----------------------------------------------------	---------	---------

Date/Datum:5.10.2024.

Time/Zeit:17:24:05

